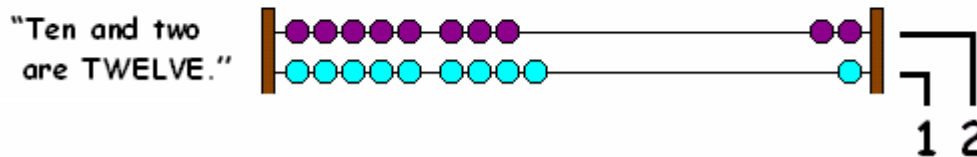
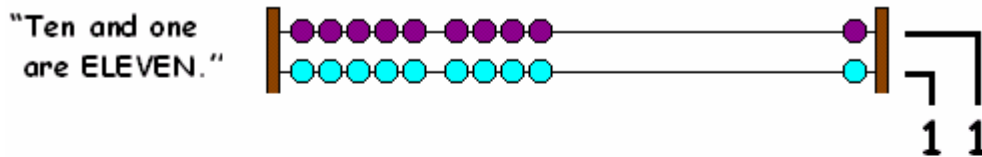


## COUNTING TO ONE HUNDRED


**FACT 1: Counts after ten up to twenty are as follows. We regroup at twenty.**

ELEVEN, TWELVE, THIRTEEN, FOURTEEN, FIFTEEN, SIXTEEN,  
SEVENTEEN, EIGHTEEN, NINETEEN, TWENTY



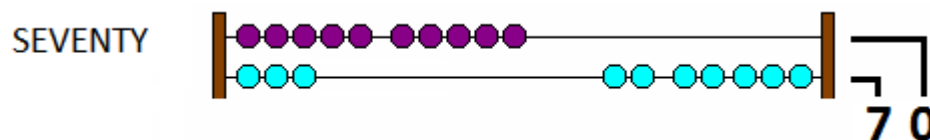
**FACT 2: Counts after twenty are as follows.**

TWENTY-ONE, TWENTY-TWO, TWENTY-THREE, TWENTY-FOUR,  
TWENTY-FIVE, TWENTY-SIX, TWENTY-SEVEN, TWENTY-EIGHT,  
TWENTY-NINE, THIRTY and so on



**FACT 3: Count is regrouped at every "ten" on the second wire of abacus as follows.**

TEN, TWENTY, THIRTY, FORTY, FIFTY, SIXTY, SEVENTY, EIGHTY, NINETY,  
ONE HUNDRED



1. Count on abacus up to twenty-one with regrouping at ten and twenty.
2. Continue counting up to hundred with regrouping at every "ten".
3. Count by "tens" on the second wire.
4. Show the following counts on abacus. Write them down using digits.
  - (a) Thirteen   (b) Seventeen   (c) Twenty   (d) Fifty   (e) Thirty-seven
  - (f) Eighty   (g) Seventy-three   (h) Ninety-seven

End of Lesson